Quick start guide of Giant with 75” Kaleido Outdoor ePaper Display

EVK Operating SOP

Demo Kit Hardware Description

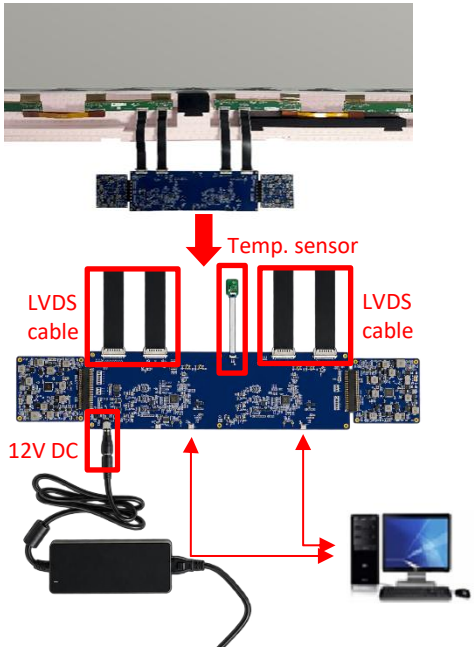

Connector	Function
12V DC CONNECTOR	DC 12V, for TCON power supply
LVDS FFC CONNECTOR	Connector for 75" Kaleido EPD and TCON board
TS BOARD CONNECTOR	Connect to thermal sensor board via 10cm FFC

Operating Instructions

①Connect to Physical Drive

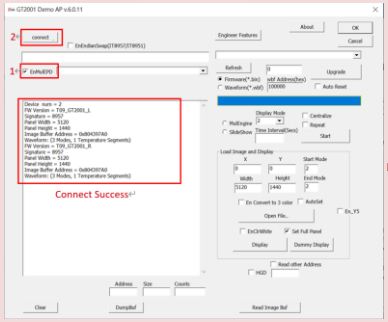

②Set temperature

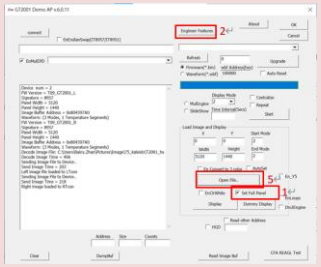

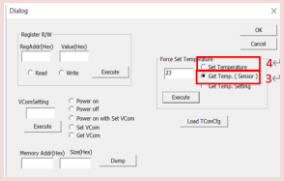

1.Enable “Set full Panel”
2. Click “Engineer Features”
3.Select Get Temp.(Sensor) to Execute to get temperature
4.Select Set Temperature to Execute to set temperature

5.Back to Main. Click “Open File..”
6.Choose the color mapping picture

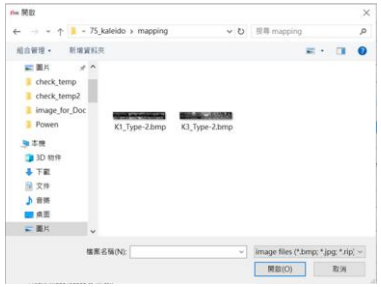

③Display the image

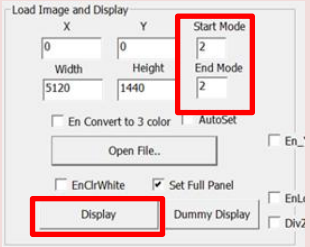

click “Display”

Engineer Features Description

Set/Get VCOM

